

## Analytical Report

Sample ID	1845 - Analysis Service - A0673
Expected	Estradiol Enanthate Oil Solution
Sample adulterated/impure?	No
Sample Appearance	
Sample type	Service -
Date of sample receipt	06-Nov-2024
Date of analysis	14-Nov-2024
Date of Report	15-Nov-2024

### Qualitative and Quantitative Results

Substances identified	Harm Reduction information	Chemical Class	Pubchem ID	analytical techniques used
Estradiol enanthate	<a href="https://psychonautwiki.org/wiki/Estradiol">https://psychonautwiki.org/wiki/Estradiol</a>	Hormone	N/A	LCMS

**Comment:** *The client has requested a full quantitative+qualitative service but did not send enough sample to do a quantitative analysis. Therefore only a qualitative analysis was performed. Attempt was made to contact the client to request more material but the client did not reply yet.*

\* uncertainty of measurement +/- 5 %  
Unless stated otherwise elsewhere

***The Analysis Report is not a warranty or advertisement for the quality of any supplier or product!  
We do not claim nor make any guarantees or recommendations regarding the safety of the analysed samples for human consumption.***

*Kykeon Analytics Ltd. assumes no liability for the results or for any damages that may arise from the use of the Analysis Report. The Analysis Report is not to be used for defence purposes in any type of proceeding without the explicit consent of KYKEON, its contents shall not be disclosed to any third party for marketing purposes. The Analysis Report shall not be altered, modified, amended, falsified, forged or changed in any way.*

Detailed information regarding our workflow including a full description of the analytical methods applied

is freely available under <https://www.kykeonanalytics.com/services/users/>

Attachments: -  
-  
-

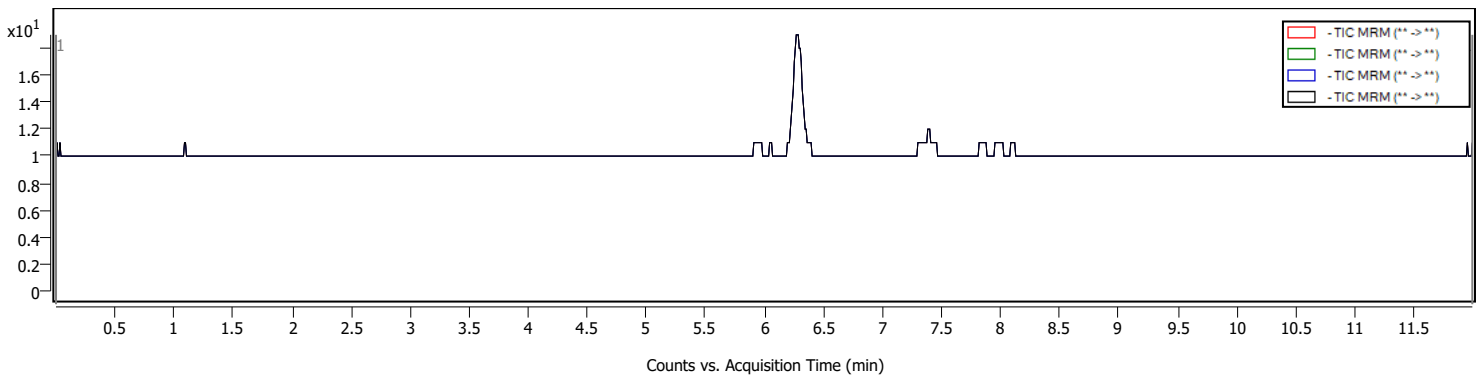
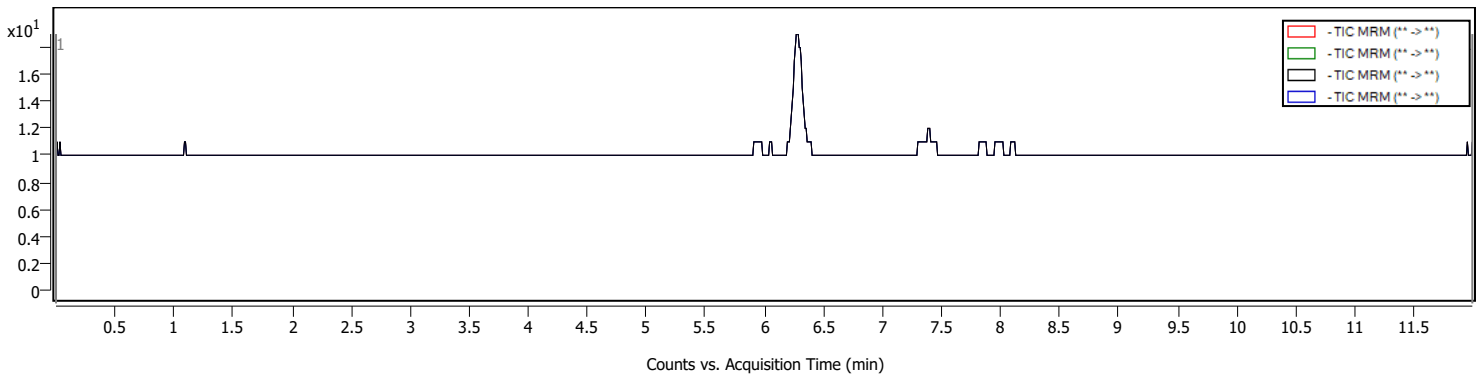
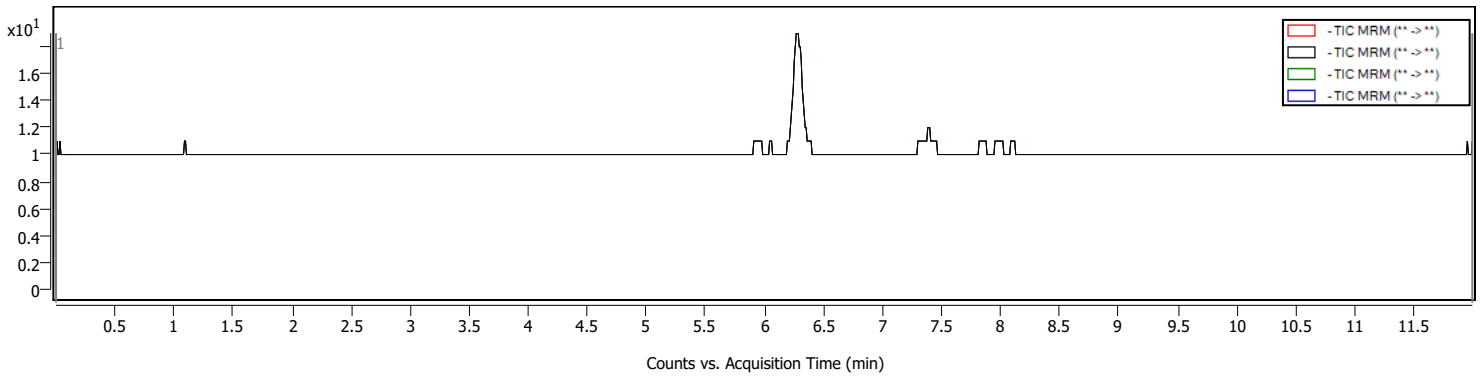
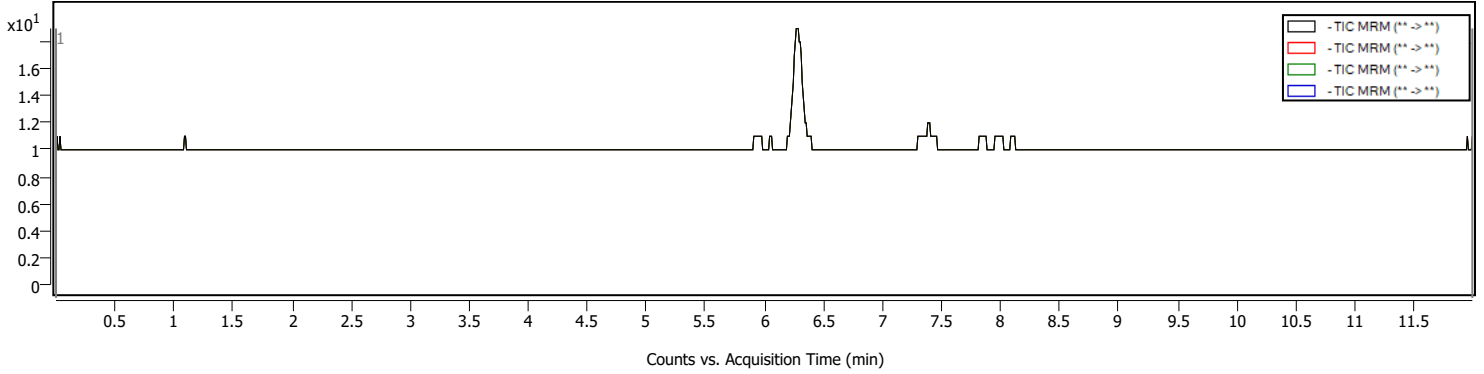
# Qualitative Analysis Report



## Sample Information

<b>Name</b>	1845_estradiol_enantate_oil_solu tion	<b>Data File Path</b>	D:\kykeon\Data\2024\11-13\1845_estradiol_enantate_oil_solution_MRM.d
<b>Sample ID</b>		<b>Acq. Time (Local)</b>	11/13/2024 5:31:56 PM (UTC+01:00)
<b>Instrument</b>	Instrument 1	<b>Method Path (Acq)</b>	D:\kykeon\methods\substances\estradiol.m
<b>MS Type</b>	QQQ	<b>Version (Acq SW)</b>	Ultivo LC/TQ C.01.00 (B1677.1 SR1)
<b>Inj. Vol. (ul)</b>	1	<b>IRM Status</b>	
<b>Position</b>	P2-E4	<b>Method Path (DA)</b>	D:\kykeon\methods\ReportWorkflowMethod-MRM.m
<b>Operator</b>		<b>Result Summary</b>	9 qualified (9 targets)

## Sample Chromatograms



## Compound Summary

Cpd	Name	Formula	Mass	RT	Area	m/z	Algorithm
1	Estradiol-undecylate			Not Detected	-	-	MRM
2	Estradiol-Enanthate-17b(acetonitrile_adduct)			Not Detected	-	-	MRM

# Qualitative Analysis Report



## Compound Summary

Cpd	Name	Formula	Mass	RT	Area	m/z	Algorithm
3	Estradiol-cypionate-17b			Not Detected	-	-	MRM
4	Estradiol-enanthate-17b			6.281	49	383.0	MRM
5	Estradiol-benzoate			Not Detected	-	-	MRM
6	Estradiol-valerate			Not Detected	-	-	MRM
7	Estradiol-17-propionate			Not Detected	-	-	MRM
8	Estradiol-acetate-17b			Not Detected	-	-	MRM
9	17B-Estradiol			Not Detected	-	-	MRM

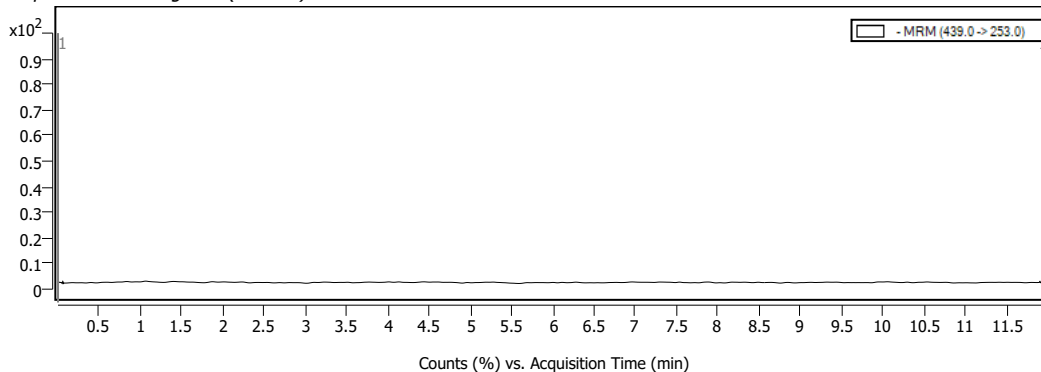
# Qualitative Analysis Report

## Compound Details

### Cpd. 1: Estradiol-undecylate

Name	Formula	Mass	RT	Area	m/z	m/z (primary prod.)	CE	FV	Algorithm
Estradiol-undecylate			Not Detected	-	439.0	253.0	10.00		MRM

#### Compound Chromatograms (overlaid)

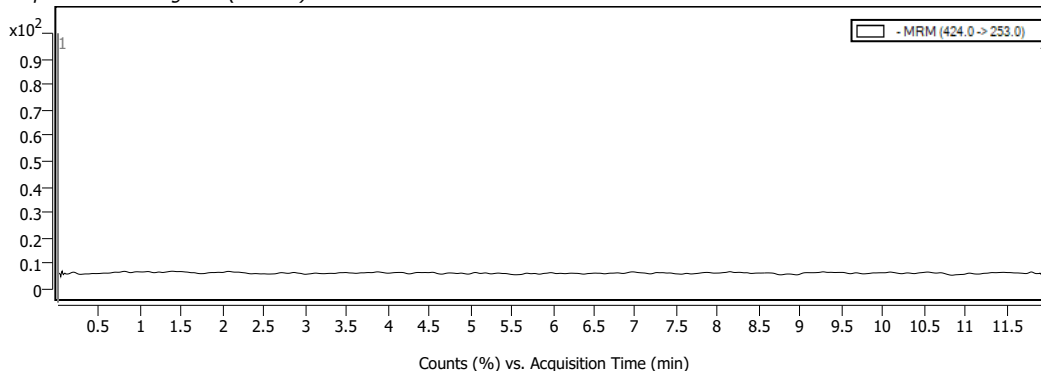


Structure

### Cpd. 2: Estradiol-Enanthate-17b(acetonitrile\_adduct)

Name	Formula	Mass	RT	Area	m/z	m/z (primary prod.)	CE	FV	Algorithm
Estradiol-Enanthate-17b(acetonitrile_adduct)			Not Detected	-	424.0	253.0	10.00		MRM

#### Compound Chromatograms (overlaid)

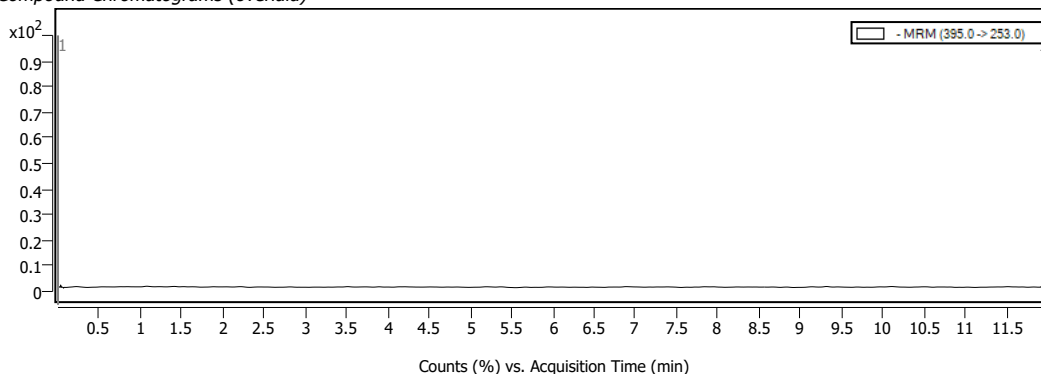


Structure

### Cpd. 3: Estradiol-cyprionate-17b

Name	Formula	Mass	RT	Area	m/z	m/z (primary prod.)	CE	FV	Algorithm
Estradiol-cyprionate-17b			Not Detected	-	395.0	253.0	10.00		MRM

#### Compound Chromatograms (overlaid)



Structure

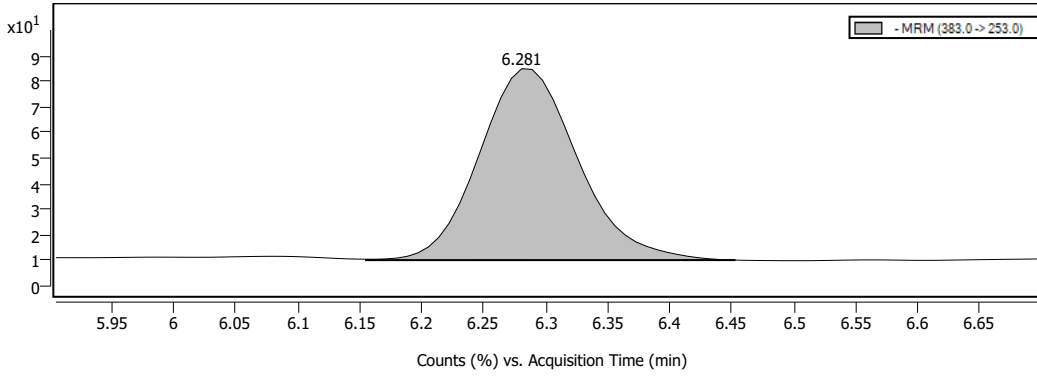
### Cpd. 4: Estradiol-enanthate-17b

Name	Formula	Mass	RT	Area	m/z	m/z (primary prod.)	CE	FV	Algorithm
Estradiol-enanthate-17b			6.281	49	383.0	253.0	10.00		MRM

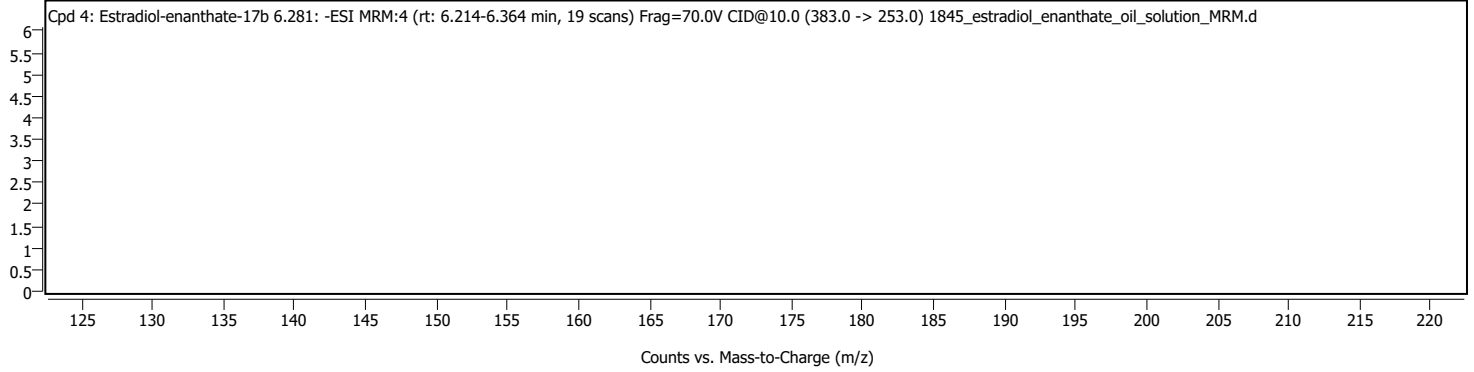
# Qualitative Analysis Report

Compound Chromatograms (overlaid)

Structure



MS/MS Spectra

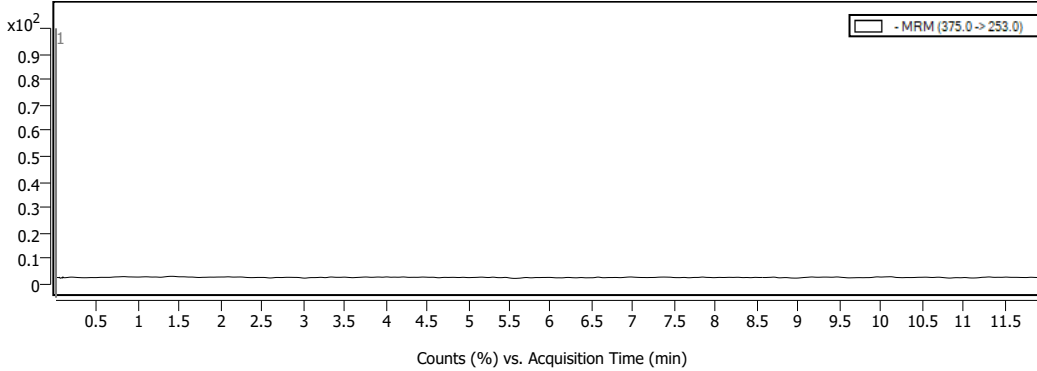


## Cpd. 5: Estradiol-benzoate

Name	Formula	Mass	RT	Area	m/z	m/z (primary prod.)	CE	FV	Algorithm
Estradiol-benzoate			Not Detected	-	375.0	253.0	10.00		MRM

Compound Chromatograms (overlaid)

Structure

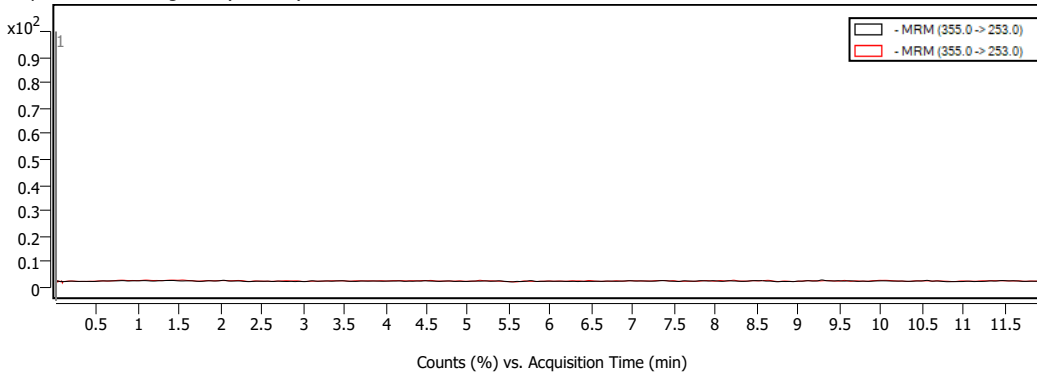


## Cpd. 6: Estradiol-valerate

Name	Formula	Mass	RT	Area	m/z	m/z (primary prod.)	CE	FV	Algorithm
Estradiol-valerate			Not Detected	-	355.0	253.0	10.00		MRM

Compound Chromatograms (overlaid)

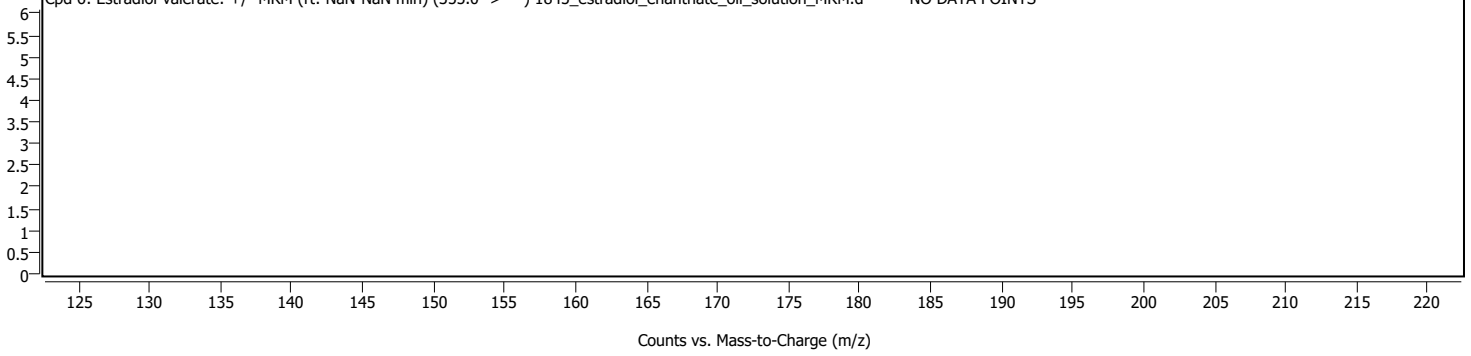
Structure



MS/MS Spectra

# Qualitative Analysis Report

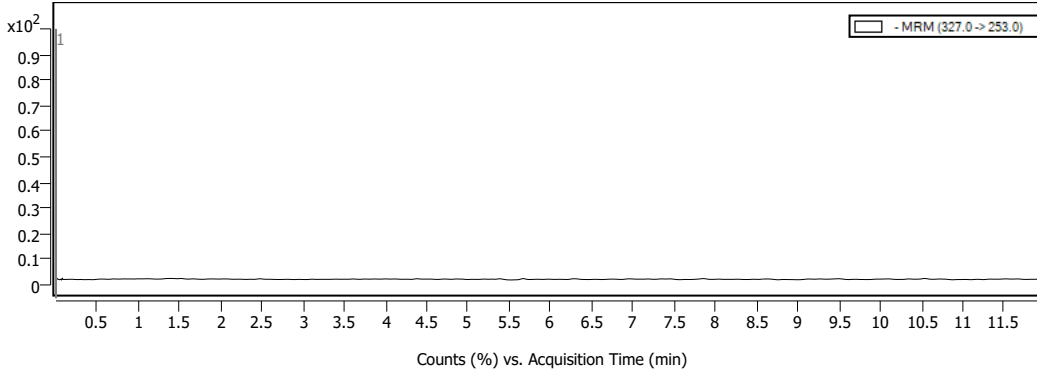
Cpd 6: Estradiol-valerate: +/- MRM (rt: NaN-NaN min) (355.0 -> \*\*) 1845\_estradiol\_enanthate\_oil\_solution\_MRM.d \*\*\*NO DATA POINTS\*\*\*



## Cpd. 7: Estradiol-17-propionate

Name	Formula	Mass	RT	Area	m/z	m/z (primary prod.)	CE	FV	Algorithm
Estradiol-17-propionate			Not Detected	-	327.0	253.0	10.00		MRM

### Compound Chromatograms (overlaid)

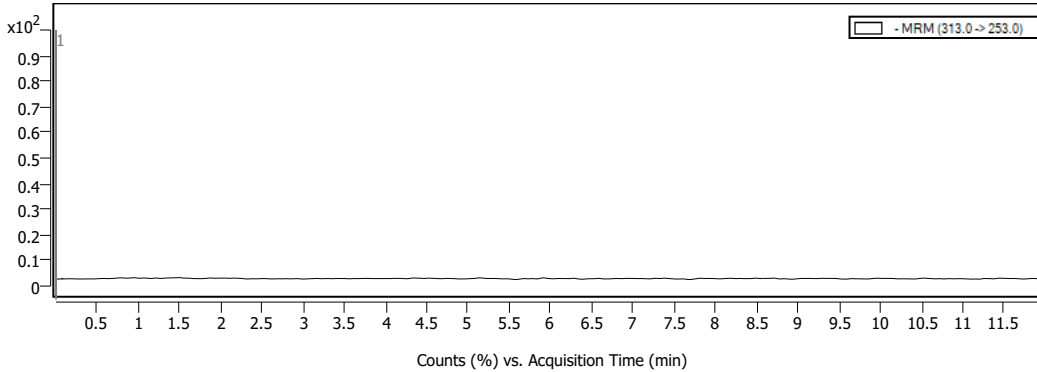


Structure

## Cpd. 8: Estradiol-acetate-17b

Name	Formula	Mass	RT	Area	m/z	m/z (primary prod.)	CE	FV	Algorithm
Estradiol-acetate-17b			Not Detected	-	313.0	253.0	10.00		MRM

### Compound Chromatograms (overlaid)

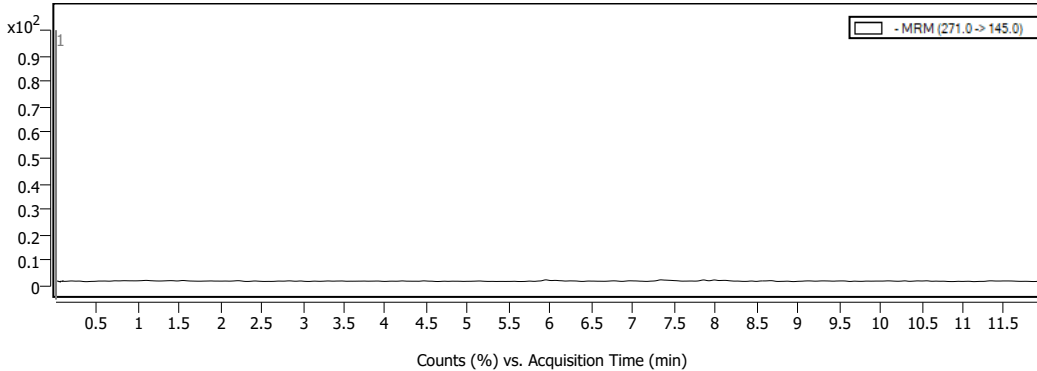


Structure

## Cpd. 9: 17B-Estradiol

Name	Formula	Mass	RT	Area	m/z	m/z (primary prod.)	CE	FV	Algorithm
17B-Estradiol			Not Detected	-	271.0	145.0	10.00		MRM

### Compound Chromatograms (overlaid)



Structure

MassHunter Qual 10.0  
(End of Report)